

# UMA EXPORTS LIMITED

Registered Office: 28/1 SHAKESPEARE SARANI, KOLKATA 700017

CIN- U14109WB1988PLC043934

## DIRECTOR'S REPORT

TO,  
THE MEMBERS,  
UMA EXPORTS LIMITED

Your Directors have pleasure in presenting their 31<sup>st</sup> Annual Report on the business and operation of the company and the accounts for the Financial Year 31<sup>st</sup> March 2019.

### NOTE:

The Board of Directors report for Financial Year 2018-19 was approved by the Board vide resolution dated: August 29, 2019 and adopted by the Members at the AGM dt: September 30, 2019. It has since been brought to the notice of the Company that there has been an inadvertent omission in the Directors report for the year filed with the Registrar of Companies by the Company. The Company has failed to give details of the Composition and Meetings of the Audit Committee and the Nomination and Remuneration Committee. It has also come to the notice of the Company that pursuant to Sec 129 (3), where a company has one or more subsidiaries, it shall, in addition to financial statements provided under sub-section (2) of Section 129, prepare a consolidated financial statement of the company and of all the subsidiaries in the same form and manner as that of its own which shall also be laid before the annual general meeting of the company along with the laying of its financial statement, the company shall also attach along with its financial statement, a separate statement containing the salient features of the financial statement of its subsidiary or subsidiaries in Form AOC-1. The Company had also inadvertently failed to attach form AOC-1 (Statement containing salient features of the financial statement of subsidiaries/associate companies/joint ventures). In order to make good on the earlier errors and be fully compliant with the provisions of the Companies Act, 2013 the Company has hereby decided to revise the Board of the Directors report of the Company for the aforementioned financial years and file the revised on with the Registrar of Companies, Kolkata.


### 1. FINANCIAL SUMMARY OR HIGHLIGHTS / PERFORMANCE OF THE COMPANY :

The Financial Results for the year ended 31<sup>st</sup> March 2019 and the Corresponding Figure for the last year are as under

PARTICULARS	Standalone		Consolidated	
	2018-19	2017-18	2018-19	2017-18
Profit Before Finance Cost, Depreciation & Tax	83187711.37	4,59,63,229.19	84,350,386.37	69,563,118.19
Less : Financial Cost	51373227.66	2,70,34,954.70	51,778,351.66	27,145,841.70
Less: Depreciation & Amortization Expense	1585284	13,76,603.00	1,585,284.00	1,376,603.00
Profit Before Tax	30229199.71	1,75,51,671.49	30,986,750.71	41,040,673.49
Provision for Tax	9254460	61,20,410.45	8,472,134.00	5,636,239.00
Income Tax (JV)	782,326.00	484,171.45	782,326.00	484,171.45
Deferred Tax	-67258	43,648.00	-67,258	43,648.00
Profit after Tax	21041997.71	1,13,87,613.04	21,799,548.71	34,876,615.04
Less: Proposed Dividend & Tax Thereon	0.00	0.00	0.00	0.00
Balance Carried to Balance Sheet	21041997.71	1,13,87,613.04	21,799,548.71	34,876,615.04

### 2. RESERVE & SUPPLUS:

Out of the total profit of Rs. 21041997.71 for the financial year, NIL amount is proposed to be transferred to the General Reserve.



# UMA EXPORTS LIMITED

Registered Office: 28/1 SHAKESPEARE SARANI, KOLKATA 700017

CIN- U14109WB1988PLC043934

**3. BRIEF DESCRIPTION OF THE COMPANY'S WORKING DURING THE YEAR/STATE OF COMPANY'S AFFAIRS :**

Your Directors hereby inform you that the company has done business during the F.Y. 2018-19 and Profit after tax increased by 84.78% from Rs 11387613.04 to Rs. 21041997.71 .

**4. CHANGE IN THE NATURE OF BUSINESS :**

There is no Change in the nature of the business of the Company done during the year.

**5. EVENTS SUBSEQUENT TO THE DATE OF FINANCIAL STATEMENT :**

No material change and commitments affecting the financial position of the Company occurred during the financial year to which the financial statement relate on the date of this report.

**6. DIVIDEND :**

To strengthen the financial position of the Company and to augment working capital, your directors regret to declare any dividend.

**7. MEETING :**

Board Meeting		Audit Committee	Nomination and Remuneration Committee
02.04.2018	16.07.2018	02.04.2018	02.04.2018
05.04.2018	24.08.2018	24.08.2018	
26.04.2018	24.09.2018	27.11.2018	
02.05.2018	27.11.2018	04.01.2019	
11.05.2018	04.12.2018		
16.05.2018	04.01.2019		
23.05.2018	07.01.2019		
25.05.2018	19.03.2019		
04.06.2018			
14.06.2018			
18.06.2018			

**8. DIRECTORS AND KEY MANGERIAL PERSONNEL :**


The following were Directors and Key Managerial Persons of the Company during the year:

DIN/PAN	Name	Designation	Appointment date
00335016	Rakesh Khemka	Director	01/08/1994
01446332	Shrawan Kumar Agarwal	Director	24/12/2011
00334944	Mukesh Kumar Khemuka	Director	25/03/2016
07287233	Sibani Dutta	Director	15/09/2015
AFLPK3692N	Rakesh Khemka	Chief Financial Officer	25/07/2016
BCFPR7162C	Sriti Singh Roy	Company Secretary	15/01/2016

The following were committees of the Board for the year:

**1. Audit Committee:**

1. Sri Mukesh Khemuka-Member
2. Sri Sibani Dutta-Member
3. Sri Shrawan Kumar Agarwal-Chairman



# UMA EXPORTS LIMITED

Registered Office: 28/1 SHAKESPEARE SARANI, KOLKATA 700017

CIN- U14109WB1988PLC043934

## 2. Nomination and Remuneration Committee:

1. Sri Mukesh Khemuka-Member
2. Sri Sibani Dutta-Member
3. Sri Shrawan Kumar Agarwal-Chairman

## 9. COMPANY'S POLICY RELATING TO DIRECTORS APPOINTMENT, PAYMENT OF REMUNERATION AND DISCHARGE OF THEIR DUTIES :

The company's policy relating to directors appointment, payment of remuneration and discharge of their duties is as per the policy formulated by the Nomination And Remuneration Committee

## 10. DETAILS OF POLICY DEVELOPED AND IMPLEMENTATED BY THE COMPANY ON ITS CORPORATE SOCIAL RESPONSIBILITY INITIATIVE :

The provisions Corporate Social Responsibility is not applicable to the Company.

## 11. RISK MANAGEMENT POLICY :

The Company has developed and implemented a risk management policy which identifies major risks, which may threaten the existence of the Company. The same has also been adopted by your Board and is also subject to its review from time to time. Risk mitigation process and measures have been also formulated and clearly spelled out in the said policy

## 12. SUBSIDIARY, JOINT VENTURE AND ASSOCIATE COMPANY :

The Company has a subsidiary UEL International FZE and no Joint Venture & Association Company as on 31.03.2019. Details of the same have been furnished in Form AOC-1 attached herewith as Annexure B.

## 13. SIGNIFICANT & MATERIAL ORDERS PASSED BY THE REGULATORY :

During the year no Significant and material orders passed by the regulators or courts or tribunals impacting the going concern status and Company's operation in future.

## 14. CHANGE IN SHARES CAPITAL :


The Company has not issued any Equity Shares during the year under review.

## 15. STATUTORY AUDITORS:

Uttam Agarwal & Associates (322455E) Chartered Accountant, Statutory Auditors the retiring auditors, during the Annual General Meeting held on 29.09.2017, were appointed for a period of 5 years until the conclusion of sixth Annual General Meeting to be held after that meeting, subject to ratification at every Annual General Meeting in terms of Section 139 of the Companies Act 2013. They have confirmed their eligibility and willingness for the next term from the conclusion of ensuing annual general meeting to the conclusion of next annual general meeting. The Board of Directors, therefore, recommends ratification of appointment for F.Y. 2019-20 of Uttam Agarwal & Associates (322455E), Chartered Accountants, as statutory auditors of the company for the approval of Shareholders.

## 16. AUDITORS' REPORTS :

The Auditors' Report does not contain any qualification, Notes to Accounts and Auditor's remarks in their report are self-explanatory and do not call for any further comments.



# UMA EXPORTS LIMITED

Registered Office: 28/1 SHAKESPEARE SARANI, KOLKATA 700017

CIN- U14109WB1988PLC043934

## 17. EXTRACT OF ANNUAL RETURN :

As required pursuant to section 92(3) of the Companies Act, 2013 and rule 12(1) of the Companies (Management and Administration) Rules, 2014 an extract of annual return in MGT 9 as part of this Annual Report as ANNEXURE 'A'

## 18. PARTICULARS OF LOANS, GUARANTEES OR INVESTMENTS UNDER SECTION 186 :

The particulars of loans given, investment made or guarantee given or security provided and the purpose for which the loan or guarantee or security is proposed to be utilized is as per the provisions of Section 186 of the Companies Act, 2013.

## 19. DEPOSIT :

The Company has neither accepted nor renewed any deposit during the year under review.

## 20. PARTICULARS OF CONTRACTS OR ARRANGEMENTS WITH RELATED PARTIES :

The particulars of contracts or arrangements with related parties referred to in sub section (1) of section 188 entered by the Company during the financial year ended 31st March, 2019 is annexed hereto as Annexure C in prescribed Form AOC-2 and forms part of this report..

## 21. DISCLOSURE UNDER THE SEXUAL HARASSMENT OF WOMEN AT WORKPLACE (PREVENTION, PROHIBITION AND REDRESSAL) ACT, 2013 :

The Company has in place a policy for prevention of sexual harassment in accordance with the requirements of the Sexual Harassment of women at workplace (Prevention, Prohibition & Redressal) Act, 2013. Internal Complaints Committee has been set up to redress complaints received regarding sexual harassment. All employees (permanent, contractual, temporary, trainees) are covered under this policy. The Company did not receive any complain during the year 2018-19.

## 22. CONSERVATION OF ENERGY, TECHNOLOGY ABSORPTION AND FOREIGN EXCHANGE EARNING AND OUTGO :


The details of conservation of energy, technology absorption, foreign exchange earning and outgo are as follow:

### (a) Conservation of energy

(i)	The steps taken or impact on conservation of energy	Company's operation does not consume significant amount of energy.
(ii)	The steps taken by the company for utilizing alternate sources of energy.	Not applicable, in view of comments in clause (i)
(iii)	The capital investment of energy conservation equipment's	Not applicable, in view of comments in clause (i)

### (b) Technology absorption

(i)	The effort made towards technology absorption	NIL
(ii)	The benefits derived like product improvement cost reduction product development or import substitution	NIL
(iii)	In case of imported technology (important during the last three years reckoned from beginning of the financial year a) The details of technology imported b) The year of import c) Whether the technology been fully	NIL



# UMA EXPORTS LIMITED

Registered Office: 28/1 SHAKESPEARE SARANI, KOLKATA 700017

CIN- U14109WB1988PLC043934

	absorbed. d) If not fully absorbed, areas where absorption has not taken place, and the reasons thereof	
(iv)	The expenditure incurred on Research and Development	NIL

(C) Foreign exchange earnings and outgo

During the year under review, no foreign exchange was earned or used.

**23. TRANSFER OF AMOUNTS TO INVESTOR EDUCATION AND PROTECTION FUND :**

Yours Company did not have any funds lying unpaid or unclaimed for a period of seven years. Therefore, there were no funds which were required to be transferred to investor Education and Protection Fund (IEPF)

**24. DIRECTOR'S RESPONSIBILITY STATEMENT :**

The Director's Responsibility Statement referred to in clause © of Sub-section (3) of Section 134 of the Companies Act, 2013 shall state that

- In the preparation of the annual accounts, the applicable accounting standards have been followed along with proper explanation relating to material departures.
- The directors has selected such accounting policies and applied them consistently and made judgments and estimates that are reasonable and prudent so as to give a true and fair view of the state of affairs of the company at the end of the financial year and of the profit & loss of the company for that period.
- The directors had taken proper and sufficient care for the maintenance of adequate accounting records in accordance with the provisions of this Act for safeguarding the assets of the company and for preventing and detecting fraud and other irregularities.
- The directors has prepared the annual accounts on a going concern basis; and
- The directors, in the case of a listed company, had laid down internal financial controls to be followed by the company and that such internal financial controls are adequate and were operating effectively.
- The directors had devised proper system to ensure compliance with the provisions of all applicable laws and that such system were adequate and operating effectively.


**25. ACKNOWLEDGEMENTS :**

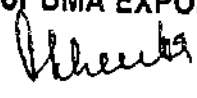
The directors place on record their sincere appreciation for the assistance and co-operation extended by Bank, its employees, its investors and all other associates and look forward to continue fruitful association with all business partners of the company.


For and on behalf of the Board of Directors  
UMA EXPORTS LIMITED

For UMA EXPORTS LTD.

For UMA EXPORTS LTD.

  
Madan Mohan Khemuka  
Director  
DIN: 00335177

  
Rakesh Khemka Director  
(Managing Director)  
DIN: 00335016  
Date: August 11, 2021  
Place: Kolkata



**FORM NO. MGT 9**  
**EXTRACT OF ANNUAL RETURN**  
As on financial year ended on 31.03.2019

Pursuant to Section 92 (3) of the Companies Act, 2013 and rule 12(1) of the Company (Management & Administration) Rules, 2014.

I. REGISTRATION & OTHER DETAILS		
1	CIN	U14109WB1988PLC043934
2	Registration Date	09-03-88
3	Name of the Company	UMA EXPORTS LIMITED
4	Category/Sub-category of the Company	Non-specialized wholesale trade
5	Address of the Registered office & contact details	28/1 SHAKESPEARE SARANI, KOLKATA-700017
6	Whether listed company	NO
7	Name, Address & contact details of the Registrar & Transfer Agent, if any.	N.A.

II. PRINCIPAL BUSINESS ACTIVITIES OF THE COMPANY			
(All the business activities contributing 10 % or more of the total turnover of the company shall be stated)			
S. No.	Name and Description of main products / services	NIC Code of the Product/service	% to total turnover of the company
1	Non-specialized wholesale trade	46909	100
2			
3			

III. PARTICULARS OF HOLDING, SUBSIDIARY AND ASSOCIATE COMPANIES					
SN	Name and address of the Company	CIN/GLN	Holding/ Subsidiary/ Associate	% of shares held	Applicable Section
1	UEL International FZE U.A.E	NA	Subsidiary	100%	180
2	Umexpo PTE Ltd Singapore	NA	Subsidiary	100%	180
3					

**IV. SHAREHOLDING PATTERN**

(Equity share capital breakup as percentage of total equity)

(i) Category-wise Share Holding

Category of Shareholders	No. of Shares held at the beginning of the year [As on 31-March-2018]				No. of Shares held at the end of the year [As on 31-March-2019]				% Change during the year
	Demat	Physical	Total	% of Total Shares	Demat	Physical	Total	% of Total Shares	
<b>A. Promoters</b>									
(1) Indian									
a) Individual/HUF		10,021,000	10,021,000	40.11%		9,401,000	9,401,000	37.62%	-6.19%
b) Central Govt		-	-	0.00%		-	-	0.00%	0.00%
c) State Govt(s)		-	-	0.00%		-	-	0.00%	0.00%
d) Bodies Corp.		-	-	0.00%		-	-	0.00%	0.00%
e) Banks / FI		-	-	0.00%		-	-	0.00%	0.00%
f) Any other		-	-	0.00%		-	-	0.00%	0.00%
<b>Sub Total (A) (1)</b>	-	10,021,000	10,021,000	40.11%	-	9,401,000	9,401,000	37.62%	-6.19%
(2) Foreign									
a) NRI Individuals		-	-	0.00%		-	-	0.00%	0.00%
b) Other Individuals		-	-	0.00%		-	-	0.00%	0.00%
c) Bodies Corp.		-	-	0.00%		-	-	0.00%	0.00%
d) Any other		-	-	0.00%		-	-	0.00%	0.00%
<b>Sub Total (A) (2)</b>	-	-	-	0.00%	-	-	-	0.00%	0.00%
<b>TOTAL (A)</b>	-	10,021,000	10,021,000	40.11%	-	9,401,000	9,401,000	37.62%	-6.19%
<b>B. Public</b>									
<b>I. Institutions</b>									
a) Mutual Funds		-	-	0.00%		-	-	0.00%	0.00%
b) Banks / FI		-	-	0.00%		-	-	0.00%	0.00%
c) Central Govt		-	-	0.00%		-	-	0.00%	0.00%
d) State Govt(s)		-	-	0.00%		-	-	0.00%	0.00%
e) Venture Capital Funds		-	-	0.00%		-	-	0.00%	0.00%



i) Insurance				0.00%				0.00%	0.00%
ii) FII's				0.00%				0.00%	0.00%
iii) Foreign Venture Capital Funds				0.00%				0.00%	0.00%
iv) Others (specify)				0.00%				0.00%	0.00%
Sub-total (B)(1):-	-	-	-	0.00%	-	-	-	0.00%	0.00%
<b>2. Non-Institutions</b>									
a) Bodies Corp.									
i) Indian		3,760,000	3,760,000	15.05%		4380000	4,380,000	17.53%	16.49%
ii) Overseas				0.00%				0.00%	0.00%
b) Individuals									
i) Individual shareholders holding nominal share capital upto Rs. 10 lakh				0.00%		0		0.00%	0.00%
ii) Individual shareholders holding nominal share capital in excess of Rs. 10 lakh		11,205,300	11,205,300	44.85%		6494050	6,494,050	25.95%	-42.04%
c) Others (specify) (HUF)						4711250	4,711,250	18.86%	0.00%
Non Resident				0.00%				0.00%	0.00%
Overseas Corporate Bodies				0.00%				0.00%	0.00%
Foreign Nationals				0.00%				0.00%	0.00%
Clearing Members				0.00%				0.00%	0.00%
Trusts				0.00%				0.00%	0.00%
Foreign Bodies - D				0.00%				0.00%	0.00%
Sub-total (B)(2):-	-	14,965,300	14,965,300	59.89%	-	15,585,300	15,585,300	62.38%	4.14%
Total Public (B)	-	14,965,300	14,965,300	59.89%	-	15,585,300	15,585,300	62.38%	4.14%
C. Shares held by Custodian for GDRs & ADRs				0.00%				0.00%	0.00%
Grand Total	-	24,986,300	24,986,300	100.00%	-	24,986,300	24,986,300	100.00%	-2.04%

**(II) Shareholding of Promoter**

SN	Shareholder's Name	Shareholding at the beginning of the year			Shareholding at the end of the year			% change in shareholding during the year
		No. of Shares	% of total Shares of the company	% of Shares Pledged/encumbered to total shares	No. of Shares	% of total Shares of the company	% of Shares Pledged/encumbered to total shares	
1	MUKESH KHEMUKA	2,834,400	11.34%		2,834,400	11.34%		0.00%
2	RAKESH KHEMUKA	5,153,100	20.62%		5,153,100	20.62%		0.00%
3	MADAN MOHAN KHEMUKA	2,033,500	8.14%		1,413,500	5.66%		-30.49%
4			0.00%			0.00%		0.00%

**(III) Change in Promoters' Shareholding (please specify, if there is no change)**

SN	Particulars	Date	Reason	Shareholding at the beginning of the year		Cumulative Shareholding during the year	
				No. of shares	% of total shares	No. of shares	% of total shares
	At the beginning of the year	01.04.2018		2,033,500	8.14%	2,033,500	8.14%
	Changes during the year	MADAN MOHAN KHEMUKA	Transfer	(620,000)	-2.48%	2,810,700	11.25%
					0.00%		0.00%
					0.00%		0.00%
	At the end of the year	31.03.2019		1,413,500	5.66%	1,413,500	5.66%



## (iv) Shareholding Pattern of top ten Shareholders

(Other than Directors, Promoters and Holders of GDRs and ADRs):

SN	For each of the Top 10 shareholders	Date	Reason	Shareholding at the beginning of the year		Cumulative Shareholding during the year	
				No. of shares	% of total shares	No. of shares	% of total shares
	Principal Bank Ltd.						
	At the beginning of the	01.04.2018		3,430,000	13.73%	3,430,000	13.73%
	Changes during the			-	0.00%	-	0.00%
	At the end of the year	31.03.2019		3,430,000	13.73%	3,430,000	13.73%
	Principal Bank Ltd.						
	At the beginning of the	01.04.2018		2,820,000	11.29%	2,820,000	11.29%
	Changes during the			-	0.00%	-	0.00%
	At the end of the year	31.03.2019		2,820,000	11.29%	2,820,000	11.29%
	Principal Bank Ltd.						
	At the beginning of the	01.04.2018		3,437,250	13.76%	3,437,250	13.76%
	Changes during the			-	0.00%	-	0.00%
	At the end of the year	31.03.2019		3,437,250	13.76%	3,437,250	13.76%
	Principal Bank Ltd.						
	At the beginning of the	01.04.2018		2,576,800	10.31%	2,576,800	10.31%
	Changes during the			-	0.00%	-	0.00%
	At the end of the year	31.03.2019		2,576,800	10.31%	2,576,800	10.31%
	Principal Bank Ltd.						
	At the beginning of the	01.04.2018		958,000	3.83%	958,000	3.83%
	Changes during the			-	0.00%	-	0.00%
	At the end of the year	31.03.2019		958,000	3.83%	958,000	3.83%
	Principal Bank Ltd.						
	At the beginning of the	01.04.2018		280,000	1.12%	280,000	1.12%
	Changes during the			-	0.00%	-	0.00%
	At the end of the year	31.03.2019		280,000	1.12%	280,000	1.12%
	Principal Bank Ltd.						
	At the beginning of the	01.04.2018		933,250	3.74%	933,250	3.74%
	Changes during the			-	0.00%	-	0.00%
	At the end of the year	31.03.2019		933,250	3.74%	933,250	3.74%
8	Principal Bank Ltd.						
	At the beginning of the	01.04.2018		-	0.00%	-	0.00%
	Changes during the		Transfer	620,000	2.48%	620,000	2.48%
	At the end of the year	31.03.2019		620,000	2.48%	620,000	2.48%
	Principal Bank Ltd.						
	At the beginning of the	01.04.2018		240,000	0.96%	240,000	0.96%
	Changes during the			-	0.00%	-	0.00%
	At the end of the year	31.03.2019		240,000	0.96%	240,000	0.96%
	Principal Bank Ltd.						
	At the beginning of the	01.04.2018		180,000	0.72%	180,000	0.72%
	Changes during the			-	0.00%	-	0.00%
	At the end of the year	31.03.2019		180,000	0.72%	180,000	0.72%



(v) Shareholding of Directors and Key Managerial Personnel:

SN	Shareholding of each Directors and each Key Managerial Personnel	Date	Reason	Shareholding at the beginning of the year		Cumulative Shareholding during the year	
				No. of shares	% of total shares	No. of shares	% of total shares
	<b>MUKESH</b>						
	At the beginning of the	01.04.2018		2,834,400	11.34%	2,834,400	11.34%
	Changes during the			-	0.00%	-	0.00%
	At the end of the year	31.03.2019		2,834,400	11.34%	2,834,400	11.34%
	<b>KUNESH KHEMUKA</b>						
	At the beginning of the	01.04.2018		5,153,100	20.62%	5,153,100	20.62%
	Changes during the			-	0.00%	-	0.00%
	At the end of the year	31.03.2019		5,153,100	20.62%	5,153,100	20.62%
	<b>SHRAWAN</b>						
	At the beginning of the	01.04.2018		-	0.00%	-	0.00%
	Changes during the			-	0.00%	-	0.00%
	At the end of the year	31.03.2019		-	0.00%	-	0.00%
	<b>SUPRIYA</b>						
	At the beginning of the	01.04.2018		-	0.00%	-	0.00%
	Changes during the			-	0.00%	-	0.00%
	At the end of the year	31.03.2019		-	0.00%	-	0.00%
	<b>SRITI SINGH ROY</b>						
	At the beginning of the	01.04.2018		-	0.00%	-	0.00%
	Changes during the			-	0.00%	-	0.00%
	At the end of the year	31.03.2019		-	0.00%	-	0.00%

**INDEBTEDNESS**


Indebtedness of the Company including interest outstanding/accrued but not due for payment.

Particulars	Secured Loans excluding deposits	Unsecured Loans	Deposits	Total Indebtedness
<b>(Amt. Rs./Lacs)</b>				
<b>Indebtedness at the beginning of the financial year</b>				
i) Principal Amount	307,702,369.41	4,285,153.00	-	311,987,522
ii) Interest due but not paid	-	-	-	-
iii) Interest accrued but not	-	-	-	-
<b>Indebtedness at the beginning of the financial year</b>				<b>311,987,522</b>
<b>Change in Indebtedness during the financial year</b>				
* Addition	92,779,905.55	853,744.29	-	93,633,650
* Reduction	-	-	-	-
<b>Indebtedness at the end of the financial year</b>				<b>405,621,172.25</b>
i) Principal Amount	400,482,274.96	5,138,897.29	-	405,621,172.25
ii) Interest due but not paid	-	-	-	-
iii) Interest accrued but not	-	-	-	-
<b>Indebtedness at the end of the financial year</b>	<b>400,482,274.96</b>	<b>5,138,897.29</b>		<b>405,621,172.25</b>

**REMUNERATION OF DIRECTORS AND KEY MANAGERIAL PERSONNEL**

A. Remuneration to Managing Director, Whole-time Directors and/or Manager:

SN.	Particulars of Remuneration	Name of MD/WTD/ Manager	Total Amount
	Name	MUKESH KHEMUKA	(Rs/Lac)
	Designation	WHOLE TIME DIRECTOR (KMP)	
1	Gross salary		
	(a) Salary as per provisions contained in section 17(1) of the Income-tax Act, 1961	24.00	24.00
	(b) Value of perquisites u/s 17(2) Income-tax Act, 1961	-	-
	(c) Profits in lieu of salary under section 17(3) Income-tax Act, 1961	-	-
2	Stock Option	-	-
3	Sweat Equity	-	-
	Commission	-	-
4	- as % of profit	-	-
	- others, specify	-	-
5	Others, please specify	-	-
	<b>Total (A)</b>	<b>24.00</b>	<b>24.00</b>
	Coiling as per the Act		



B. Remuneration to other Directors

SN.	Particulars of Remuneration	RAKESH KHEMUKA	SIBANI DUTTA	SHRAWAN AGARWAL	Total Amount (Rs/Lac)
1	Independent Directors				
	Fee for attending board committee				
	Commission				
	Others, SALARY	24.00	0.36	0.75	25.11
	Total (1)	24.00	0.36	0.75	25.11
2	Other Non-Executive Directors				
	Fee for attending board committee				
	Commission				
	Others, please specify				
	Total (2)				
	Total (B)-(1+2)	24.00	0.36	0.75	25.11
	Total Managerial Remuneration				
	Overall Ceiling as per the Act				

C. Remuneration to Key Managerial Personnel other than MD/Manager/WTD

SN.	Particulars of Remuneration	Name of Key Managerial Personnel			Total Amount (Rs/Lac)
		Name			
		Designation			
1	Gross salary				
	(a) Salary as per provisions contained in section 17(1) of the Income-tax Act				
	(b) Value of perquisites u/s 17(2) Income-tax Act, 1961				
	(c) Profits in lieu of salary under section 17(3) Income-tax Act, 1961				
2	Stock Option				
3	Sweat Equity				
	Commission				
4	- as % of profit				
	- others, specify				
5	Others, please specify				
	Total				

D. PENALTIES, PUNISHMENTS, COMPOUNDING OF OFFENCE

Type	Section of the Companies Act	Brief Description	Details of Penalty / Punishment / Compounding fees imposed	Authority [RD / NCLT / COURT]	Appeal made, if any (give Details)
<b>A. COMPANY-N.A.</b>					
Penalty					
Punishment					
Compounding					
<b>B. DIRECTORS-N.A.</b>					
Penalty					
Punishment					
Compounding					
<b>C. OTHER OFFICERS IN DEFAULT-N.A.</b>					
Penalty					
Punishment					
Compounding					



# UMA EXPORTS LIMITED

Registered Office: 28/1 SHAKESPEARE SARANI, KOLKATA 700017

CIN- U14109WB1988PLC043934

## ANNEXURE B

### Form AOC-1

(Pursuant to first proviso to sub-section (3) of section 129 read with rule 5 of Companies (Accounts) Rules, 2014)  
Statement containing salient features of the financial statement of subsidiaries/associate companies/joint ventures

#### Part "A": Subsidiaries

Sr. No.	Particulars		
1.	Name of the subsidiary	UEL International FZE U.A.E	*Umaexpo PTE Ltd Singapore
2.	Reporting period for the subsidiary concerned, if different from the holding company's reporting period	2018-19	2018-19
3.	Reporting currency and Exchange rate as on the last date of the relevant Financial year in the case of foreign subsidiaries	1 US Dollar=69.43	
4.	Share capital	1886690.82	\$45
5.	Reserves & surplus	92900811.5	0
6.	Total assets	205115104.96	0
7.	Total Liabilities	110327602.64	0
8.	Investments	0	0
9.	Turnover	520641624.29	0
10.	Profit /Loss before taxation	271532.3984	0
11.	Provision for taxation	0	0
12.	Profit after taxation(including total comprehensive income)	757542.3984	0
13.	Proposed Dividend	0	0
14.	% of shareholding	100%	100%

\*Umaexpo PTE Ltd Singapore incorporated w.e.f 17/01/2019. Yet to commence operations

(Information in respect of each subsidiary to be presented with amounts in Rs.)

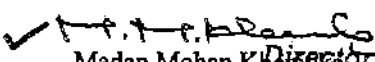
Notes: The following information shall be furnished at the end of the statement:


- Names of subsidiaries which are yet to commence operations
- Names of subsidiaries which have been liquidated or sold during the year.

For and on behalf of the Board of Directors  
UMA EXPORTS LIMITED

For UMA EXPORTS LTD.

For UMA EXPORTS LTD.

✓   
Madan Mohan Khemka  
Director  
DIN: 00335177

  
Rakesh Khemka  
(Managing Director) Director  
DIN: 00335016  
Date: August 11, 2021  
Place: Kolkata



**Annexure B**  
**Form No. AOC-2**

(Pursuant to clause (h) of sub-section (3) of section 134 of the Act and Rule 8(2) of the Companies (Accounts) Rules, 2014)

**Form for disclosure of particulars of contracts/arrangements entered into by the company with related parties referred to in sub-section (1) of section 188 of the Companies Act, 2013 including certain arms length transactions under third proviso thereto:-**


**1. Details of contracts or arrangements or transactions at arm's length basis:**

(a) Name(s) of the related party and nature of relationship:

NAME	RELATIONSHIP	AMOUNT As on 31/03/2019 (Rs.)
Agrocomm Trading Co. Pvt Ltd.	Associates	15,00,000(Dr.)
Mukesh Kumar Khemuka	Director And Key Managerial Person	4,15,001.00(Cr.)
Mukesh Kumar Khemuka(Huf)	Karta Is Director	7,20,200.00(Dr.)
Sumitra Devi Khemuka	Relative Of Director	2,34,953.00(Cr.)
M.M. Khemuka HUF & Sons	Karta Is Relative Of Director	7,54,548.00(Cr.)
Rakesh Khemka	Director And Key Managerial Person	10,01,321.42 (Cr.)
Rakesh Kumar Khemuka HUF	Karta Is Director	5,77,909.26(Cr.)
Mukesh Kumar Khemka HUF	Karta Is Director	8,17,427.00 (Cr.)
Sweta Khemka	Relative Of Director	11,23,399.00(Cr.)
Raj Kumar Agarwal	Relative of Director	93,138.00(Cr.)

(b) Nature of contracts/arrangements/transactions:

NAME	NATURE-OF TRANSACTION	AMOUNT(Rs.)
Uma Agro Export Pvt Ltd.	Sale of goods	8,76,27,714.00
Uma Agro Export Pvt Ltd.	Purchase of goods	2,37,11,395.00
M.M.Khemuka	Professional fees	9,00,000.00
Mukesh Khemuka	Salary	24,00,000.00



Rakesh Khemuka	Salary	24,00,000.00
Sibani Dutta	Salary	36,000.00
Shrawan Agarwal	Salary	75,000.00
Prashant Agarwal	Salary	4,32,000.00
Mukesh Kumar Khemuka HUF	Interest Paid	1,08,030.00
Sumitra Devi Khemuka	Interest Paid	73,759.00
M.M. Khemuka & Sons HUF	Interest Paid	99,720.00
Rakesh Kumar Khemuka HUF	Interest Paid	92,530.00
Rakesh Khemka	Interest Paid	83,281.00
Mukesh Khemuka	Interest Paid	54,846.00
Sweta Khemka	Interest Paid	81,555.00
Raj Kumar Agarwal	Interest Paid	12,315.00

(c) Duration of the contracts / arrangements/transactions: Annual


(d) Salient terms of the contracts or arrangements or transactions including the value, if any:N.A.

(e)Justification for entering into such contracts or arrangements or transactions:N.A.


(f) Date(s) of approval by the Board:

(g) Amount paid as advances, if any:0.00

For and on behalf of the Board of Directors of  
Uma Exports Limited  
For UMA EXPORTS LTD.

  
**Rakesh Khemka** Director  
Managing Director  
DIN: 00335016

August 11, 2021





## **INDEPENDENT AUDITOR'S REPORT**

**TO THE MEMBERS OF UMA EXPORTS LIMITED**

### **Report on the Consolidated Financial Statements**

We have audited the accompanying consolidated financial statements of UMA EXPORTS LIMITED (hereinafter referred to as "the Holding Company") and its subsidiary (the Holding Company and its subsidiaries together referred to as "the Group") comprising of the Consolidated Balance Sheet as at 31st March, 2019, the Consolidated Statement of Profit and Loss, and a summary of the significant accounting policies and other explanatory information (hereinafter referred to as "the consolidated financial statements").

### **Management's Responsibility for the Consolidated Financial Statements**

The Holding Company's Board of Directors is responsible for the preparation of these consolidated financial statements in terms of the requirements of the Companies Act, 2013 (hereinafter referred to as "the Act") that give a true and fair view of the consolidated financial position, consolidated financial performance of the Group in accordance with the accounting principles generally accepted in India, including the Accounting Standards specified under Section 133 of the Act, read with Rule 7 of the Companies (Accounts) Rules, 2014. The respective Board of Directors of the companies included in the Group are responsible for maintenance of adequate accounting records in accordance with the provisions of the Act for safeguarding the assets of the Group and for preventing and detecting frauds and other irregularities; the selection and application of appropriate accounting policies; making judgments and estimates that are reasonable and prudent; and the design, implementation and maintenance of adequate internal financial controls, that were operating effectively for ensuring the accuracy and completeness of the accounting records, relevant to the preparation and presentation of the financial statements that give a true and fair view and are free from material misstatement, whether due to fraud or error, which have been used for the purpose of preparation of the consolidated financial statements by the Directors of the Holding Company, as aforesaid.


### **Auditor's Responsibility**

Our responsibility is to express an opinion on these consolidated financial statements based on our audit. While conducting the audit, we have taken into account the provisions of the Act, the accounting and auditing standards and matters which are required to be included in the audit report under the



**Branch Office :**

Gurudwara Market, 2nd Floor, Sevoke Road, Siliguri - 734 001, West Bengal, Mobile : +91 98323 13311



provisions of the Act and the Rules made thereunder.

We conducted our audit in accordance with the Standards on Auditing specified under Section 143(10) of the Act. Those Standards require that we comply with ethical requirements and plan and perform the audit to obtain reasonable assurance about whether the consolidated financial statements are free from material misstatement.

An audit involves performing procedures to obtain audit evidence about the amounts and the disclosures in the consolidated financial statements. The procedures selected depend on the auditor's judgment, including the assessment of the risks of material misstatement of the consolidated financial statements, whether due to fraud or error. In making those risk assessments, the auditor considers internal financial control relevant to the Holding Company's preparation of the consolidated financial statements that give a true and fair view in order to design audit procedures that are appropriate in the circumstances but not for the purpose of expressing an opinion on whether the Holding Company has an adequate internal financial controls system over financial reporting in place and the operating effectiveness of such controls. An audit also includes evaluating the appropriateness of the accounting policies used and the reasonableness of the accounting estimates made by the Holding Company's Board of Directors, as well as evaluating the overall presentation of the consolidated financial statements.


We believe that the audit evidence obtained by us and the audit evidence obtained by the other auditors in terms of their reports referred to in sub-paragraph (a) of the Other Matters paragraph below, is sufficient and appropriate to provide a basis for our audit opinion on the consolidated financial statements.

### Opinion

In our opinion and to the best of our information and according to the explanations given to us, the aforesaid consolidated financial statements give the information required by the Act in the manner so required and give a true and fair view in conformity with the accounting principles generally accepted in India, of the consolidated state of affairs of the Group, as at 31st March, 2019, and their consolidated profit/loss and their consolidated cash flows for the year ended on that date.

### Other Matters

- (a) We did not audit the financial statements / financial information of UEL International FZE subsidiary, whose financial statements / financial information reflect total assets of Rs. 158176260.00 as at 31st March, 2019, total revenues of Rs. 521127625.00 for the year ended on that date, as considered in the consolidated financial statements. The consolidated financial statements also



include the Group's share of net profit/loss of Rs. 757551.00 for the year ended 31<sup>st</sup> March, 2019, as considered in the consolidated financial statements, this financial statements / financial information have been audited by other auditors whose reports have been furnished to us by the Management and our opinion on the consolidated financial statements, in so far as it relates to the amounts and disclosures included in respect of these subsidiaries, jointly controlled entities and associates, and our report in terms of sub-sections (3) and (11) of Section 143 of the Act, insofar as it relates to the aforesaid subsidiary, is based solely on the reports of the other auditor.

Our opinion on the consolidated financial statements, and our report on Other Legal and Regulatory Requirements below, is not modified in respect of the above matters with respect to our reliance on the work done and the reports of the other auditors and the financial statements / financial information certified by the Management.

#### Report on Other Legal and Regulatory Requirements

1. As required by the Companies (Auditor's Report) Order, 2015 ("the Order"), issued by the Central Government of India in terms of sub-section (11) of Section 143 of the Act, based on the comments in the auditors' reports of the Holding company, subsidiary companies, associate companies and jointly controlled companies incorporated in India, we give in the Annexure a statement on the matters specified in paragraphs 3 and 4 of the Order, to the extent applicable.
2. As required by Section 143(3) of the Act, we report, to the extent applicable, that:
  - (a) We have sought and obtained all the information and explanations which to the best of our knowledge and belief were necessary for the purposes of our audit of the aforesaid consolidated financial statements.
  - (b) In our opinion, proper books of account as required by law relating to preparation of the aforesaid consolidated financial statements have been kept so far as it appears from our examination of those books and the reports of the other auditors.
  - (c) The Consolidated Balance Sheet, the Consolidated Statement of Profit and Loss, dealt with by this Report are in agreement with the relevant books of account maintained for the purpose of preparation of the consolidated financial statements.
  - (d) In our opinion, the aforesaid consolidated financial statements comply with the Accounting Standards specified under Section 133 of the Act, read with Rule 7 of the Companies (Accounts) Rules, 2014.
  - (e) On the basis of the written representations received from the directors of the Holding Company as



on 31st March, 2019 taken on record by the Board of Directors of the Holding Company and the reports of the statutory auditors of its subsidiary companies, none of the directors of the Group companies, is disqualified as on 31st March, 2019 from being appointed as a director in terms of Section 164 (2) of the Act.

(f) With respect to the other matters to be included in the Auditor's Report in accordance with Rule 11 of the Companies (Audit and Auditor's) Rules, 2014, in our opinion and to the best of our information and according to the explanations given to us:

- i. There were no pending litigations which would impact the consolidated financial position of the Group.<sup>1</sup>
- ii. The Group, its associates and jointly controlled entities did not have any material foreseeable losses on long-term contracts including derivative contracts.<sup>2</sup>
- iii. There were no amounts which were required to be transferred to the Investor Education and Protection Fund by the Holding Company, and its subsidiary companies, associate companies and jointly controlled companies incorporated in India<sup>3</sup>.

For,

Mamta Jain & Associates  
Chartered Accountants  
F.R.No. 328746E



*Mamta Jain*

CA. Mamta Jain  
Partner

M.NO. 304549

UDIN : 21304549AARADAT983

Place : Kolkata

Date : 11.08.2021



## **Annexure "1" to the Independent Auditor's Report**

### **Report on the internal financial controls over financial reporting under clause (i) of sub – section 3 of section 143 of the Companies Act, 2013 ("the Act")**

In conjunction with our audit of the consolidated financial statements of Uma Exports Limited as of and for the year ended 31.03.2019, we have audited the internal financial controls over financial reporting of Uma Exports Limited (hereinafter referred to as the "Holding Company")

#### **Management's responsibility for internal financial controls**

The board of directors of the Holding Company is responsible for establishing and maintaining internal financial controls based on the internal control over financial reporting criteria established by the Holding Company considering the essential components of internal control stated in the Guidance Note on Audit of Internal Financial Controls Over Financial Reporting issued by the Institute of Chartered Accountants of India. These responsibilities include the design, implementation and maintenance of adequate internal financial controls that were operating effectively for ensuring the orderly and efficient conduct of its business, the safeguarding of its assets, the prevention and detection of frauds and errors, the accuracy and completeness of the accounting records, and the timely preparation of reliable financial information, as required under the Companies Act, 2013.

#### **Auditors' responsibility**

Our responsibility is to express an opinion on the internal financial controls over financial reporting of the Holding Company based on our audit. We conducted our audit in accordance with the Guidance Note on Audit of Internal Financial Controls Over Financial Reporting (the "Guidance Note") issued by the Institute of Chartered Accountants of India and the standards on auditing prescribed under Section 143 (10) of the Companies Act, 2013, to the extent applicable to an audit of internal financial controls. Those standards and the guidance note require that we comply with ethical requirements and plan and perform the audit to obtain reasonable assurance about whether adequate internal financial controls over financial reporting were established and maintained and if such controls operated effectively in all material respects.

Our audit involves performing procedures to obtain audit evidence about the adequacy of the internal financial controls system over financial reporting and their operating effectiveness. Our audit of internal financial controls over financial reporting included obtaining an understanding of internal financial controls over financial reporting, assessing the risk that a material weakness exists, and testing and evaluating the design and operating effectiveness of internal control based on the assessed risk. The procedures selected depend on the auditor's judgement, including the assessment of the risks of material misstatement in the financial statements, whether due to fraud or error.

We believe that the audit evidence we have obtained, is sufficient and appropriate to provide a basis for our audit opinion on the Holding Company's internal financial control system over financial reporting.

#### **Meaning of internal financial controls over financial reporting**

A company's internal financial control over financial reporting is a process designed to provide reasonable assurance regarding the reliability of financial reporting and the preparation of financial statements for external purposes in accordance with generally accepted accounting principles. A company's internal financial control over financial reporting includes those policies and procedures that (i) pertain to the maintenance of records that, in reasonable detail, accurately and fairly reflect the transactions and dispositions of the assets of the company; (ii) provide reasonable assurance that transactions are recorded as necessary to permit preparation of financial statements in accordance with generally accepted accounting principles, and that receipts and expenditures of



the company are being made only in accordance with authorisations of management and directors of the company; and (iii) provide reasonable assurance regarding prevention or timely detection of unauthorised acquisition, use, or disposition of the company's assets that could have a material effect on the financial statements.

#### Limitations of internal financial controls over financial reporting

Because of the inherent limitations of internal financial controls over financial reporting, including the possibility of collusion or improper management of override of controls, material misstatements due to error or fraud may occur and not be detected. Also, projections of any evaluation of the internal financial controls over financial reporting to future periods are subject to the risk that the internal financial control over financial reporting may become inadequate because of changes in conditions, or that the degree of compliance with the policies or procedures may deteriorate.

#### Opinion

In our opinion and according to the information and explanations given to us, the Holding Company has, in all material respects, an adequate internal financial control system over financial reporting and such internal financial controls over financial reporting were operating effectively as at March 31, 2019, based on the internal control over financial reporting criteria established by the Company considering the essential components of internal control stated in the Guidance Note on Audit of Internal Financial Controls Over Financial Reporting issued by the Institute of Chartered Accountants of India.

For,  
Mamta Jain & Associates  
Chartered Accountants  
F.R.No. 328746E




*Mamta Jain*  
CA. Mamta Jain  
Partner

M.NO. 304549

UDIN : 21304549AAAAA7383

Place : *Kolkata*

Date : 11.08.2021



# UMA EXPORTS LIMITED

28/1 SHAKESPEARE SARANI, KOLKATA-700017

CIN - U14109WB1988PLC043934

CONSOLIDATED BALANCE SHEET AS ON 31ST MARCH 2019

Particulars	Note No	AS AT 31.03.2019	AS AT 31.03.2018
<b>I. EQUITY AND LIABILITIES</b>			
(1) Shareholder's Funds			
(a) Share Capital	2	24,98,63,000.00	24,98,63,000.00
(b) Reserves and Surplus	3	23,13,04,368.13	20,22,16,950.92
		48,11,67,368.13	45,20,79,950.92
(2) Share Application Money		-	-
(3) Non Current Liabilities			
(a) Long Term Borrowings	4	51,38,897.29	42,85,153.00
(b) Deferred Tax Liabilities (Net)		-	-
(c) Other Long Term Liabilities		-	-
(d) Long Term Provisions		-	-
		51,38,897.29	42,85,153.00
(4) Current Liabilities			
(a) Short term Borrowings	5	40,04,82,274.96	30,77,02,369.41
(b) Trade Payables		12,13,59,071.24	4,79,28,135.86
(c) Other current liabilities	6	1,03,43,842.72	9,99,96,737.05
(d) Short-term provisions	7	1,41,08,373.00	56,36,239.00
		54,62,93,561.92	46,12,63,481.32
<b>Total</b>		<b>1,03,25,99,827.34</b>	<b>91,76,28,585.24</b>
<b>II. ASSETS</b>			
(1) Non-current assets			
(a) Fixed assets	8		
(i) Tangible assets		2,50,26,689.64	2,68,75,560.28
(ii) Intangible Assets		-	-
(iii) Capital Work in Progress		-	-
(iv) Intangible Assets under development		-	-
(b) Non Current Investment	9	5,55,40,027.54	5,52,78,703.54
(c) Deferred Tax Assets (Net)		4,08,321.00	3,41,063.00
(d) Long Term Loans & Advances	10	90,609.00	1,51,51,346.00
(e) Other Non Current Assets		-	-
		8,10,65,647.18	9,76,46,672.82
(2) Current assets			
(a) Current Investments	11	42,61,14,464.57	33,99,24,219.96
(b) Inventories	12	13,80,44,477.67	24,78,35,365.58
(c) Trade receivables	13	14,37,48,665.14	8,15,98,915.42
(d) Cash and cash equivalents	14	16,96,19,583.72	8,63,69,649.37
(e) Short Term Loans & Advances	15	7,40,06,989.06	6,42,53,762.09
(f) Other Current Assets		95,15,34,180.16	81,99,81,912.42
<b>Total</b>		<b>1,03,25,99,827.34</b>	<b>91,76,28,585.24</b>

## SIGNIFICANT ACCOUNTING POLICIES & OTHER NOTES

The Notes referred to above form an integral part of Financial Statements  
This is the Balance Sheet referred to in our Report of even date.

FOR MAMTA JAIN & ASSOCIATES  
FRN : 326748E  
Chartered Accountants

*Mamta Jain*

(CA MAMTA JAIN)

Partner

Membership No. : 304549

Place: Kolkata

Date: 11-08-2021

UDIN: 21304549AAAADA7283



For and on behalf of Board of Directors  
For Uma Exports Limited

For UMA EXPORTS LTD.

MADAN MOHAN KHEMUKA

(DIRECTOR) Director  
For UMA EXPORTS LTD.

RAKESH KHEMUKA

(DIRECTOR) Director


For Uma Exports Ltd.

*Deepa*

Company Secretary

Sriti Singh Roy

Membership No-42425



# UMA EXPORTS LIMITED

28/1 SHAKESPEARE SARANI, KOLKATA-700017

CIN - U14109WB1988PLC043934

CONSOLIDATED STATEMENT OF PROFIT & LOSS FOR THE YEAR ENDED 31ST MARCH 2019

Particulars	Note No	AS AT 31.03.2019	AS AT 31.03.2018
I. Revenue from Operations	16	3,26,60,27,897.24	3,84,36,49,751.11
II. Other Income	17	1,85,41,458.93	1,98,39,525.74
<b>III. Total Revenue</b>		<b>3,28,45,69,356.17</b>	<b>3,86,34,89,276.85</b>
<b>IV. Expenses:</b>			
Cost of Materials Consumed		-	-
Purchases	18	2,89,11,80,318.97	3,53,85,31,698.55
Changes in Inventories of Finished goods, work in progress, stock in trade	19	(8,61,90,244.61)	(14,66,21,495.41)
Employee benefit expense	20	1,33,58,274.00	1,04,32,275.00
Selling, Administration & other expenses	21	17,14,02,438.36	9,43,41,079.34
Financial Costs	22	5,17,78,351.66	2,71,45,841.70
Depreciation and amortization expense	8	15,85,284.00	13,76,603.00
Other Expenses	23	21,04,68,183.08	29,72,42,601.18
<b>V. Total Expenses</b>		<b>3,25,35,82,605.46</b>	<b>3,82,24,48,603.36</b>
VI. Profit before exceptional and extraordinary items & tax (III - V)		3,09,86,750.71	4,10,40,673.49
VII. Exceptional Items (Profit after adjusting Loss on sale of Fixed Assets)		-	-
VIII. Profit before Extraordinary items & Tax (VI-VII)		3,09,86,750.71	4,10,40,673.49
IX. Extraordinary Items (Prior Period Items)		-	-
X. Profit before Tax (VIII-IX)		3,09,86,750.71	4,10,40,673.49
XI. Tax expense:			
(1) Provision for Income Tax		84,72,134.00	56,36,239.00
(2) Deferred Tax		(67,258.00)	43,648.00
(3) Provision For Earlier years		7,82,326.00	4,84,171.45
XII. Profit/(Loss) for the period		2,17,99,548.71	3,48,76,615.04
XIII. Earning per equity share:			
(1) Basic	24	0.87	1.40
(2) Diluted		0.87	1.40

## SIGNIFICANT ACCOUNTING POLICIES & OTHER NOTES

The Notes referred to above form an integral part of Financial Statements  
This is the Balance Sheet referred to in our Report of even date.

For and on behalf of Board of Directors  
For Uma Exports Limited

## FOR MAMTA JAIN & ASSOCIATES

FRN :328746E  
Chartered Accountants


*Mamta Jain*  
(CA MAMTA JAIN)  
Partner

Membership No. : 304549

Place: Kolkata

Date : 11.08.2021

UDIN: 21304549AAAADA7383



## For UMA EXPORTS LTD.

*Madan Mohan Khemuka*  
MADAN MOHAN KHEMUKA  
(DIRECTOR)

## For UMA EXPORTS LTD.

*Rakesh Khemuka*  
RAKESH KHEMUKA  
(DIRECTOR) Director

## For Uma Exports Ltd.

*Sriti Singh Roy*  
Company Secretary  
Sriti Singh Roy  
Membership No-42425

**CONSOLIDATED CASH FLOW STATEMENT FOR THE YEAR ENDED 31ST MARCH, 2019**

	Year Ended 31.03.2019	Year Ended 31.03.2018
<b>A Cash Flows From Operating Activities :</b>		
Net Profit Before Tax and Extra Ordinary Items	3,09,86,750.71	4,10,40,673.49
Adjustments for :		
Depreciation	15,85,284.00	13,76,603.00
Interest Received	(43,89,774.00)	(56,46,420.00)
Interest Paid	4,39,68,076.26	2,29,07,813.01
<b>Operating Profit Before Working Capital Changes</b>	<b>7,21,50,336.97</b>	<b>5,96,78,669.50</b>
Adjustment for:		
Trade and Other Receivables	4,16,01,690.56	(8,27,69,144.79)
Inventories	(8,61,90,244.61)	(14,66,21,495.85)
Change in Other Current Assets (net)	(97,53,226.97)	(3,48,55,173.47)
Trade Payables	(1,62,21,958.95)	7,09,44,763.80
Cash Generated from Operations	15,86,597.00	(13,36,22,380.81)
Direct Taxes Paid	(7,82,326.00)	(2,20,16,917.45)
<b>Net Cash Flow from Operating Activities (A)</b>	<b>8,04,271.00</b>	<b>(15,56,39,298.26)</b>
<b>B Cash Flows from Investing Activities :</b>		
Purchase of Fixed Assets	-	(18,88,982.67)
Sale of Investments	-	1,02,66,569.43
Sale of Fixed Assets	2,63,586.64	-
Currency translation Difference	72,87,868.50	(13,19,335.90)
Loans Received	-	-
Short Term Advance (net)	-	-
Purchase of Investments	(2,61,324.00)	(78,94,215.53)
Interest Received	43,89,774.00	56,46,420.00
<b>Net Cash Flow from Investing Activities (B)</b>	<b>1,16,79,905.14</b>	<b>48,10,455.33</b>
<b>C Cash Flows from Financing Activities :</b>		
Proceeds from Short Term Borrowing (net)	9,27,79,905.55	15,14,52,190.60
Proceeds from Other Borrowing (net)	8,53,744.29	19,01,056.00
Interest Paid	(4,39,68,076.26)	(2,29,07,813.01)
<b>Net Cash flow from Financing Activities (C)</b>	<b>4,96,65,573.58</b>	<b>13,04,45,433.59</b>
<b>Net Increase/(Decrease) in Cash and Cash Equivalents (A+B+C)</b>	<b>6,21,49,749.72</b>	<b>(2,03,83,409.34)</b>
Opening Cash and Cash Equivalents	8,15,98,915.42	10,19,82,324.76
<b>Closing Cash and Cash Equivalents</b>	<b>14,37,48,665.14</b>	<b>8,15,98,915.42</b>

**Notes:**

1 The above Cash Flow Statement has been prepared under the "Indirect Method" set out in Accounting Standard-3 on "Cash Flow Statement" notified in the Companies (Accounting Standards) Rules, 2006

2 Cash and Equivalents consists of:

- Cash in Hand	19,55,061.82	11,88,350.82
- Balance with Scheduled Banks		
In Current Accounts	9,11,44,558.10	3,85,17,083.38
In Fixed Deposits	5,06,49,045.22	4,18,93,481.22
	<b>14,37,48,665.14</b>	<b>8,15,98,915.42</b>

3 Figures in brackets indicate Cash outflow.

This is the Cash Flow Statement referred to in our report of even date.

For : **Mamta Jain & Associates**  
Chartered Accountants  
FRN: 328746

*Mamta Jain*

(CA. Mamta Jain)

Partner


Membership No. 304549



Place : Kolkata.

Date : 11.08.2021

UDIN: 21304549AAAADA7383



On behalf of Board of Directors

For **UMA EXPORTS LTD.**

*[Signature]*

**DIRECTOR**  
For **UMA EXPORTS LTD.**

Director

**DIRECTOR**

Director

For Uma Exports Ltd.

*[Signature]*

Company Secretary

**Prati Singh Roy**

Membership No-42425

## UMA EXPORTS LIMITED

Notes Forming Integral Part of the Financial Statements of the Holding company as at 31<sup>st</sup>  
March, 2019

### NOTE: 1 SIGNIFICANT ACCOUNTING POLICIES

#### 1) Basis of Preparation of Financial Statements:

- a) The financial statements have been prepared on an accrual basis and under historical cost convention and in compliance, in all material aspects, with the applicable accounting principles in India, the applicable accounting standards notified under section 129 and Section 133 and the other relevant provisions of the Companies Act, 2013.
- b) Accounting Policies not specifically referred to otherwise are consistent with generally accepted accounting principles.

#### 2) Fixed Assets :

Fixed Assets are stated at acquisition cost, less accumulated depreciation/amortization and accumulated impairment, if any. All direct costs are capitalized including freight, duties, taxes and expenses incidental to acquisition and installation of fixed assets.

Subsequent expenditures related to an item of fixed asset are added to its book value only if they increase the future benefits from the existing asset beyond its previously assessed standard of performance.


Items of fixed assets that have been retired from active use and are held for disposal are stated at the lower of their net book value and net realizable value and are shown separately in the financial statements. Any expected loss is recognized immediately in the state of Profit & Loss.

Losses arising from the retirement of and gains and losses arising from disposal of fixed assets which are carried at cost are recognized in the statement of Profit & Loss.

#### Tangible Assets

Leasehold land is being amortised over the primary period of lease.

The use lives of the assets are based on technical estimates approved by the Management, and are lower than or same as the useful lives prescribed under Schedule II to the Companies Act, 2013 in order to reflect the period over which depreciable assets are expected to be used by the Company. Depreciation is provided on a prorata basis on the straight line method based on the estimated useful lives of the assets as state below:



Asset	Useful Life
Plant & Machineries	15 Years
Office Equipments	5 Years
Computers	3 Years
Mobile Phone	3 Years
Furniture	10 Years
Vehicles (Motor Car)	8 Years
Vehicle (Motor Cycle)	10 Years

### 3) Borrowing Costs:

- (a) General & specific borrowing cost directly attributable to the acquisition, construction or production of qualifying assets, which are assets that necessarily take a substantial period of time to get ready for their intended use or sale, are added to the cost of those assets, until such time as the assets are substantially ready for their intended use or sale.
- (b) Other Borrowing costs are recognized as expense in the period in which they are incurred.

### 4) Investments :

Investments that are readily realizable and are intended to be held for not more than one year from the date, on which such investments are made, are classified as Trade Investments. All other investments are classified as long term investments. Investments are carried at cost.


### 5) Inventories :

Inventories are stated at lower of cost and net realizable value.

### 6) Revenue Recognition :

- a) Revenue is recognized to the extent that it is probable that the economic benefits will flow to the company and that the revenue can be readily measured.
- b) Sales are recognized on transfer of significant risks and rewards of ownership which generally coincides with the dispatch of goods. Sales are inclusive of excise duty but net of trade discounts, rebates & claims & VAT.
- c) Revenue from services is recognized as and when services are rendered and related costs are incurred in accordance with the terms of the specific contract if any.
- d) Interest income is recognized on a time proportion basis taking into account the amount outstanding and the rate applicable.
- e) Other Income & expenditure are recognized on accrual basis.


### 7) Tax Expense Comprises of Current tax & deferred tax.



- a) Current Income Tax is measured at the amount expected to be paid to the tax authorities, computed in accordance with the applicable tax rate & tax laws.
- b) Deferred tax liabilities are recognized at substantively enacted rates on timing differences between taxable income and accounting income that originate in one period and are carried for reversal in one or more subsequent periods.

**8) Foreign Currency Transactions:**

- a) Initial Recognition-Foreign Currency Transactions are recorded in the reporting currency, by applying to the foreign currency amount the exchange rate between the reporting currency and the foreign currency at the date of transaction.
- b) Conversion- Foreign Currency monetary items are reported using the closing rate. Non monetary items, which are carried in terms of historical cost denominated in a foreign currency, are reported using the exchange rate on the date of transaction.
- c) Exchange Differences-Exchange Differences arising on the settlement or conversion of monetary current assets and liabilities are recognized as income or as expense in the year in which they arise.



# UMA EXPORTS LIMITED

Notes Forming Integral Part of the Consolidated Financial Statements as at 31st March, 2019

(Amount in Rs.)

## NOTE 2: SHARE CAPITAL

	Particulars	As On 31.03.2019	As On 31.03.2018
1	<b>AUTHORIZED CAPITAL</b> 25000000 (P.Y.25000000) Equity Shares of Rs. 10/- each	25,00,00,000	25,00,00,000
	<b>Total</b>	<b>25,00,00,000</b>	<b>25,00,00,000</b>

2	<b>ISSUED, SUBSCRIBED &amp; PAID UP CAPITAL</b>	<b>As On 31.03.2019</b>	<b>As On 31.03.2018</b>
	24986300 (P.Y. 24986300) Equity Shares of Rs. 10 each fully paid up in cash	24,98,63,000	24,98,63,000
	<b>Total</b>	<b>24,98,63,000</b>	<b>24,98,63,000</b>

3	Reconciliation of Number of Shares Outstanding :	As at 31st March 2019		As at 31st March 2018	
		Equity Shares	Amount	Equity Shares	Amount
	Shares Outstanding at the beginning of the year	24986300	24,98,63,000	24986300	24,98,63,000
	Shares issued during the year	-	-	-	-
	Shares bought back during the year	-	-	-	-
		24986300	24,98,63,000	24986300	24,98,63,000

4	<b>Rights, Preferences and restrictions attached to shares</b>
	Equity shares : The Company has one class of equity shares having a par value of Rs. 10/- per share. Each equity shareholder is eligible for one vote per share held.


5	Shareholders holding more than 5% of the aggregate shares:	As at 31st March 2019		As at 31st March 2018	
		Equity Shares	% of Holding	Equity Shares	% of Holding
	Mukesh Khemuka	2834400	11.34	2834400	11.34
	Rakesh Khemuka	5153100	20.62	5153100	20.62
	Sumitra Devi Khemuka	2576800	10.31	2576800	10.31
	Madan Mohan Khemuka	1413500	5.66	1413500	5.66
	M.M.Khemuka & Sons(HUF)	2820000	11.29	2820000	11.29
	Sweta Khemuka	3437250	13.76	3437250	13.76
	Primerose Dealers (p) Ltd	3430000	13.73	3430000	13.73

## NOTE 3: RESERVES & SURPLUS

	Particulars	As On 31.03.2019	As On 31.03.2018
	<b>Surplus - Balance in the statement of Profit &amp; Loss A/c</b>		
	Opening Balance	18,92,91,950.92	15,57,34,671.78
	Add: Profit for the Year	2,17,99,548.71	3,48,76,615.04
	Add: Currency Translation Difference	72,87,868.50	(13,19,335.90)
	Closing Balance	<b>21,83,79,368.13</b>	<b>18,92,91,950.92</b>
	<b>Share Premium Account</b>		
	For The Year	1,29,25,000.00	1,29,25,000.00
	<b>Total</b>	<b>23,13,04,368.13</b>	<b>20,22,16,950.92</b>

## NOTE 4: LONG TERM BORROWINGS

	Particulars	As On 31.03.2019	As On 31.03.2018
	<b>Unsecured Loan</b>		
	From Share Holders	51,38,897.29	42,85,153.00
	<b>Total</b>	<b>51,38,897.29</b>	<b>42,85,153.00</b>



**NOTE 5: SHORT TERM BORROWINGS**

Particulars	As On 31.03.2019	As On 31.03.2018
<b>Secured loans</b>		
Union Bank of India (In packing credit)	4,64,95,220.50	9,60,37,452.00
Axis Bank	11,94,57,566.16	
ICICI Bank (Buyers Credit)	7,15,65,755.60	4,15,60,400.00
Union Bank of India (Cash Credit)	16,29,63,732.70	17,01,04,517.41
<b>Total</b>	<b>40,04,82,274.96</b>	<b>30,77,02,369.41</b>

**NOTE 6: OTHER CURRENT LIABILITIES**

Particulars	As On 31.03.2019	As On 31.03.2018
Shree Ganesh Ji Maharaj	52.25	41.25
Advances from Customers	77,87,904.00	7,60,83,961.00
Other Liabilities	25,55,886.47	2,39,12,734.80
<b>Total</b>	<b>1,03,43,842.72</b>	<b>9,99,96,737.05</b>

**NOTE 7: SHORT TERM PROVISIONS**


Particulars	As On 31.03.2019	As On 31.03.2018
<b>Provision for Income Tax</b>		
Asst. Year 2019-20	84,72,134	-
Asst. Year 2018-19	56,36,239.00	56,36,239.00
<b>Total</b>	<b>1,41,08,373.00</b>	<b>56,36,239.00</b>

**NOTE 8: NON CURRENT INVESTMENT**

Particulars	As On 31.03.2019	As On 31.03.2018
<b>INVESTMENTS</b>		
(A) At cost (Quoted Shares)		
20000 (P.Y. NIL) Dena Bank	8,51,564.58	8,51,564.58
8000 (PY NIL) Den Network	8,43,549.60	8,43,549.60
10000 (PY NIL) Dhunseri Petrochem Ltd.	17,87,208.45	17,87,208.45
10000 (PY NIL) Haldyn Glass Ltd.	5,07,416.90	5,07,416.90
495 (P.Y.495) Shares of Essar Gujrat Ltd.	78,894.10	78,894.10
301 (P.Y.301) Shares of Reliance Power Ltd.	1,00,995.25	1,00,995.25
10000 ( P Y 10000) Shares of Unitech Ltd	3,53,200.00	3,53,200.00
30000 (P.Y. 30000) Shares of Uniworth Ltd.	1,44,939.25	1,44,939.25
50000 Shares of Lanco Infratech Ltd.	6,33,782.41	6,33,782.41
5000 (P.Y.5000) Shares of Visu Intl	1,52,650.00	1,52,650.00
<b>Total (A)</b>	<b>54,54,200.54</b>	<b>54,54,200.54</b>
(B) Dubai		
<b>Total (B)</b>	<b>41,65,800.00</b>	<b>39,04,476</b>
(C) Mutual Funds (at Cost)		
HDFC FMP 11700 Feb 2014(1)- Regular Growth	2,40,00,000.00	2,40,00,000.00
Union KBC Tax Saver Scheme	2,00,00,000.00	2,00,00,000.00
<b>Total (C)</b>	<b>4,40,00,000.00</b>	<b>4,40,00,000.00</b>
(D) PFC Tax Free Bond	17,97,000.00	17,97,000.00
(E) National Savings Certificate (Guntur)	8,050.00	8,050.00
(F) Gold	1,14,977.00	1,14,977.00
<b>Total (A+B+C+D+E+F)</b>	<b>5,55,40,027.54</b>	<b>5,52,78,703.54</b>

**NOTE 10: LONG TERM LOANS & ADVANCES**

Particulars	As On 31.03.2019	As On 31.03.2018
Loans ( Unsecured: Considered Good)	-	1,50,65,480.00
Deposits	90,609.00	85,866.00
<b>Total</b>	<b>90,609.00</b>	<b>1,51,51,346.00</b>



**NOTE 11: INVENTORIES**

Particulars	As On 31.03.2019	As On 31.03.2018
Closing Stock (at cost or market price whichever is lower) As per books and certified by the management	42,61,14,464.57	33,99,24,219.96
<b>Total</b>	<b>42,61,14,464.57</b>	<b>33,99,24,219.96</b>

**NOTE 12: TRADE RECEIVABLES**

Particulars	As On 31.03.2019	As On 31.03.2018
Trade receivables outstanding for: A period exceeding six months Other Debts	13,80,44,477.67	24,78,35,365.58
<b>Total</b>	<b>13,80,44,477.67</b>	<b>24,78,35,365.58</b>

**NOTE 13: CASH & CASH EQUIVALENT**


Particulars	As On 31.03.2019	As On 31.03.2018
<u>Cash in Hand</u> As certified by the Management At Head Office At Dubai Office Sub Total (A)	4,86,321.72 13,62,147.00 18,48,468.72	3,86,215.00 2,96,154.00 6,82,369.00
<u>Foreign Currency in Hand</u> Dollar in hand Euro in Hand Dollar in Axis Card	- - 1,06,593.10 1,06,593.10	1,30,377.22 2,69,011.60 1,06,593.10 5,05,981.82
<u>Bank Balance</u> <u>With Scheduled Banks</u> Current Account Fixed Deposit & Margin Money Sub Total (B)	9,11,44,558.10 5,06,49,045.22 14,17,93,603.32	3,85,17,083.38 4,18,93,481.22 8,04,10,564.60
<b>Total (A+B)</b>	<b>14,37,48,665.14</b>	<b>8,15,98,915.42</b>

**NOTE 14: SHORT TERM LOANS & ADVANCES**

Particulars	As On 31.03.2019	As On 31.03.2018
Other Advances Advance Against Property Advance to Parties	24,90,141.21 32,51,486.00 16,38,77,956.51	23,26,453.23 5,68,58,524.00 2,71,84,672.14
<b>Total</b>	<b>16,96,19,583.72</b>	<b>8,63,89,649.37</b>

**NOTE 15: OTHER CURRENT ASSETS**

Particulars	As On 31.03.2019	As On 31.03.2018
TDS, TCS & Advance Income Tax Duty Drawback Receivable IGST Refundable Custom Deposit Refundable GST Input Credit	2,11,72,500.50 18,28,906.57 10,31,599.99 4,99,73,982.00 -	67,42,488.50 17,65,812.57 8,67,087.49 4,99,73,982.00 49,04,391.53
<b>Total</b>	<b>7,40,06,989.06</b>	<b>8,42,53,762.09</b>



**NOTE 16: REVENUE FROM OPERATIONS**

Particulars	As On 31.03.2019	As On 31.03.2018
Domestic Sales	1,50,81,23,410.23	2,70,68,75,838.27
Exports Sales	1,75,74,18,477.01	1,13,65,74,923.34
Commission (Dubai)	4,86,010.00	33,969.00
Business Auxiliary Services	-	1,65,020.00
<b>Total</b>	<b>3,26,60,27,897.24</b>	<b>3,84,36,49,751.11</b>

**NOTE 17: OTHER INCOME**

Particulars	As On 31.03.2019	As On 31.03.2018
Interest Received on Loan	11,23,014.00	-
Discount	20,31,169.61	-
Exchange Rate Differences	87,64,821.38	3,01,010.20
Duty Drawback	13,86,365.00	7,13,699.00
Excise Duty Refund	-	49,91,659.00
Insurance Claim Received	13,52,518.00	6,79,172.00
Interest Received	31,38,993.00	56,46,420.00
Interest Received from PFC Tax Free Bond	1,27,767.00	-
Misc. Income	-	16,19,852.05
Packing Charges	3,08,305.94	-
Rent Received on Machinery	-	1,00,000.00
Rent Received	2,70,505.00	2,87,791.00
Dividend	38,000.00	-
Short Term Capital Gain	-	7,19,584.45
Compensation Against Quality Claim	-	6,09,440.00
Cargo Damage Claim	-	41,70,696.00
<b>Total</b>	<b>1,85,41,458.93</b>	<b>1,98,39,525.74</b>

**NOTE 18: PURCHASES**

Particulars	As On 31.03.2019	As On 31.03.2018
Purchase	2,89,11,80,318.97	3,53,85,31,698.55
<b>Total</b>	<b>2,89,11,80,318.97</b>	<b>3,53,85,31,698.55</b>

**NOTE 19: CHANGES IN INVENTORY**


Particulars	As On 31.03.2019	As On 31.03.2018
Opening Stock	33,99,24,219.56	19,33,02,724.55
Closing Stock	42,61,14,464.57	33,99,24,219.95
<b>Total</b>	<b>(8,61,90,244.61)</b>	<b>(14,66,21,495.41)</b>

**NOTE 20: EMPLOYEE BENEFIT EXPENSE**

Particulars	As On 31.03.2019	As On 31.03.2018
Salary Bonus & Exgratia & Leave Charges	82,66,761.00	51,98,297.00
Directors Remuneration	49,11,000.00	49,56,000.00
Provident Fund	-	45,781.00
Staff Welfare	1,80,513.00	2,32,197.00
<b>Total</b>	<b>1,33,58,274.00</b>	<b>1,04,32,275.00</b>

**NOTE 21: SELLING, ADMINISTRATION & OTHER EXPENSE**

Particulars	As On 31.03.2019	As On 31.03.2018
<b>Administration expenses</b>		
Audit Fees	1,00,000.00	1,00,000.00
Bad Debts	-	1,95,22,380.00
Computer Maintenance	86,685.96	38,060.00
Conveyance Charges	92,229.00	1,67,917.67
Corporation Tax	11,608.00	18,557.00
Courier Charges	1,46,488.58	2,45,409.07
Demat Charges	-	1,261.26
Discount	-	10,76,968.20
Documentation Charges	4,51,991.00	2,77,671.22
OGFT Fees	1,18,610.00	1,71,269.94
Electric Charges	6,39,438.00	2,82,789.92



Filing Fees	23,830.00	1,149.00
Fumigation Charges	29,27,236.50	3,95,025.00
General Expenses	86,266.90	2,54,097.02
Godown Maintenance	-	5,29,408.00
Inspection Charges	25,01,034.00	-
Import Duty & Permit Charges	11,82,96,396.10	-
Insurance Charges	46,02,459.56	24,74,112.49
Asset Write off	2,63,586.64	-
Legal Expenses	8,600.00	-
Long Term Capital Loss	-	2,69,020.33
Membership , Registration charges	34,700.90	22,650.00
Miscellaneous Charges	17,27,366.00	50,743.00
Motor Car Expenses	1,98,107.00	3,06,316.96
Office Expenses	9,54,687.34	15,52,185.65
Packing Charges	-	18,337.00
Printing & Stationery	1,32,390.50	1,07,045.00
Professional/Consultation Charges	28,23,350.00	27,70,390.00
Rate & Weight Difference	-	22,71,880.36
Rates & Taxes	12,18,618.32	1,61,79,904.22
Rent/Warehouse Charges	-	2,32,70,512.83
Repairs & Maintenance	24,259.45	3,35,262.08
Rounded off	168.02	135.38
Security Charges Forfeited	-	1,95,122.00
Service Tax	-	6,80,395.54
Subscription & Donation	52,600.00	2,15,500.00
Telephone Charges	3,28,221.86	3,63,868.32
Trade Licence Fees	2,110.00	11,519.08
Travelling Expenses	29,21,085.83	20,89,336.69
<b>Selling &amp; Distribution Expenses</b>	-	20,000.00
Advertisement	-	-
Sales Promotion	4,27,410.32	24,34,561.56
Commission	3,02,00,902.58	1,54,10,991.35
Sampling Charges	-	59,306.00
<b>Total</b>	<b>17,14,02,438.36</b>	<b>9,43,41,079.34</b>

#### NOTE 22: FINANCIAL COSTS


Particulars	As On 31.03.2019	As On 31.03.2018
Other Interest	44,57,827.99	26,34,309.66
Bank Interest	3,95,10,248.27	2,02,73,503.35
Bank Charges	78,10,275.40	42,38,028.69
<b>Total</b>	<b>5,17,78,351.66</b>	<b>2,71,45,841.70</b>

#### NOTE 23: OTHER EXPENSE

Particulars	As On 31.03.2019	As On 31.03.2018
<b>Direct Expenses</b>		
Carriage Inward & Freight	9,93,90,097.66	7,55,94,786.35
Clearing & Forwarding charges	3,43,23,131.78	4,26,93,677.16
Import Duty & Permit Charges	-	4,62,04,768.00
Inspection Charges (Import/Export)	-	58,25,254.20
Phytosanitary Charges	94,02,900.00	-
Labour Charges	4,50,070.00	6,44,221.00
Container Maintenance Charges	7,093.00	-
Material Handling Charges	68,95,833.60	5,84,03,487.36
Other Expenses (Import/Export)	-	2,66,64,151.43
Stores	1,42,102.84	87,235.20
Rent/Ware House Charges	2,57,43,687.84	-
Weightment Charges	31,384.12	7,40,704.48
Compensation for Cancellation/ Non Compliance of Orders	3,40,81,882.24	4,05,84,316.00
<b>Total</b>	<b>21,04,68,183.08</b>	<b>29,72,42,601.18</b>

#### NOTE 24: EARNINGS PER SHARE

Particulars	As On 31.03.2019	As On 31.03.2018
Net Profit attributable to equity shareholders	2,17,99,548.71	3,48,76,615.04
Weighted average no. of equity shares for calculation of Basic/Diluted EPS	24986300	24986300
Nominal Value per Equity Share	10.00	10.00
Earnings per Share (Basic/Diluted)	0.87	1.40





**NOTE :25****Managerial remuneration**


The Holding Company has paid Managerial Remuneration as per the following calculations:-

Name	For the year ended 31 <sup>st</sup> March, 2019 (Amt. in Rs.)	For the year ended 31 <sup>st</sup> March, 2018 (Amt. in Rs.)
Profit before Tax as per Profit & Loss of the Holding Co	30229199.71	1,75,51,671.49
Add: Directors Remuneration debited to P/L Account	4911000.00	49,56,000
Eligible Net Profit for calculating directors Remuneration	35140199.71	2,25,07,671.49
Eligible Directors Remuneration @ 11%	3865422.00	24,75,844
Directors Remuneration Debited to P/L	4911000.00	49,56,000

**NOTE: 26****Earnings per Share**

Earnings per Share of the Holding Company is calculated by dividing the profit attributable to the equity shareholders by the weighted number of equity shares outstanding during the year. The numbers used in calculating basic and diluted earnings per equity shares are stated below

Particulars	For the year ended 31 <sup>st</sup> March, 2019 (Amt. in Rs.)	For the year ended 31 <sup>st</sup> March, 2018 (Amt. in Rs.)
Net Profit after tax as per Statement of Profit and Loss attributable to Equity Shareholders	21799548.71	34876615.04
Weighted number of equity shares used in computing EPS	24986300	24986300
EPS – Basic & Diluted	0.87	1.40
Face Value	10	10



**Contingent Liabilities not provided for:**

NOTE : 28

As company's business activities fall within a single primary segment viz. Export & trading, the disclosure requirement of Accounting Standard 17 "Segment Reporting" issue by the Institute of Chartered Accountants of India is not applicable.

## Related Party Disclosures


Disclosures as required by the Accounting Standard – 18, “Related Party Disclosures” are given below:

A) Names and description of relationship of related parties and out standings as on 31st March, 2019

RELATED PARTIES	RELATIONSHIP	AMOUNT AS ON 31.03.2019	DR./ CR.
Agrocomm Trading Co. Pvt Ltd.	Associates	15,00,000	Dr.
Mukesh Kumar Khemuka	Director & Key Managerial Personnel	4,15,001	Cr.
Sumitra Devi Khemuka	Relative of Director	2,34,953	Cr.
M.M Khemuka HUF & Sons	Karta is Relative of Director	7,54,548	Cr.
Rakesh Kumar Khemuka	Director & Key Managerial Personnel	10,01,321.42	Cr.
Rakesh Kumar Khemuka HUF	Karta is Director	5,77,909.26	Cr.
Mukesh Kumar Khemka HUF	Karta is Director	8,17,427.00	Cr.
Sweta Khemka	Relative of Director	11,23,399.00	Cr.
Raj Kumar Agarwal	Relative of Director	93,183.00	Cr.

B) Details of transactions with related Parties:

Particulars	Associate/Related Parties	Key Management Personnel	Total
Sale of Goods	8,76,27,714	NIL	8,76,27,714



Purchase	2,37,11,395	NIL	2,37,11,395
Professional Fees	9,00,000	NIL	9,00,000
Interest on loan	4,67,909	1,38,127	6,06,036
Salary Paid	5,43,000	48,00,000	53,43,000

C) There is no Provision for doubtful debt and no amount has been written off/back during the year in respect of amount due from or due to related parties.

D) The significant transactions during the year with related parties are as under:-

Nature of Transactions	Name of related Parties	Amount in Rs
Sale of Goods	Uma Agro Exports Pvt. Ltd.	8,76,27,714
Purchase	Uma Agro Exports Pvt. Ltd.	2,37,11,395
Professional Fees	M M Khemuka	9,00,000
Salary	Mukesh Khemuka (Director)	24,00,000
	Rakesh Khemuka (Director)	24,00,000
	Sibani Dutta ( Director)	36,000
	Shrawan Agarwal (Director)	75,000
	Prashant Agarwal (Relative of Director)	4,32,000
Interest Paid	Mukesh Kumar Khemuka HUF	1,08,030
	Sumitra Devi Khemuka	73,759
	M.M Khemuka & Sons HUF	99,720
	Rakesh Kumar Khemuka HUF	92,530
	Rakesh Khemka	83,281
	Mukesh Khemka	54,846
	Sweta Khemka	81,555
	Raj Kumar Agarwal	12,315

#### NOTE: 30

Remuneration to Auditors is as follows:

Particulars	As at 31-3-2019 (Amt in Rs)	As at 31-3-2018 (Amt in Rs)
Audit Fees	100000.00	100000.00
Other Services	-	-
Total	100000.00	100000.00

#### NOTE: 31

Balances due to/from the parties are subject to confirmation and reconciliation.

#### NOTE : 32

#### FOREIGN CURRENCY TRANSACTIONS OF THE HOLDING COMPANY

PARTICULARS	AMOUNT IN Rs
-------------	--------------

